

SKIN CLEANSING WIPES

Medipal Skin Cleansing Wash Cloths contain vitamins B5 and E, Aloe Vera and added moisturisers. They are dermatologically tested for total peace of mind for deodorising, cleaning and refreshing, and contain no lanolin or parabens.

1 product in this range.




AT A GLANCE:

- ✓ Alcohol Free
- ✓ Dermatologically tested
- ✓ Skin Friendly pH

IDEAL FOR:

- ✓ Cleansing, deodorising and refreshing skin
- ✓ Hydrating and moisturising patient skin
- ✓ Use as part of a patient hand hygiene strategy in a healthcare setting

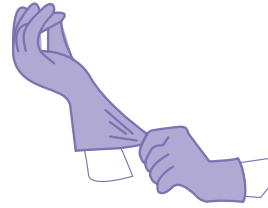


Scan for online factsheet
and safety data sheet

HOW TO USE:

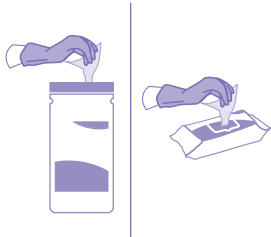
STEP 1 PREPARATION

Put on any necessary personal protective equipment.



STEP 2 BEFORE YOU START

Pay particular attention to elderly, children and sensitive skinned patients. Select your Medipal Patient Care Product. Use a fresh wipe for each step. Follow your standard moving and handling techniques when bed bathing patients. Do not use on wounds or broken skin.



STEP 3 8 STEP BED BATHING TECHNIQUE



1 Head & Neck
Use the wipe on face, paying particular attention to nose, ears and neck but avoid eyes.



2 1st Arm & Armpit
Starting from upper shoulder, clean down first arm and hand.
Pay particular attention to areas between the fingers, elbow joint, and any skin folds.
Clean under armpit.



3 2nd Arm & Armpit
Starting from upper shoulder, clean down second arm and hand.
Pay particular attention to areas between the fingers, elbow joint, and any skin folds.
Clean under armpit.



4 1st Leg & Foot
Starting from hip joint, clean down first leg to the foot and sole.
Pay particular attention to areas between the toes, knee joint and any skin folds.



5 2nd Leg & Foot
Starting from hip joint, clean down second leg to the foot and sole.
Pay particular attention to areas between the toes, knee joint and any skin folds.



6 Chest & Abdomen
Clean the chest being careful with the sensitive areas.



7 Back & Lower Back
Clean the back and lower back.



8 Groin & Pubic Area
Wash the groin and perineal area following your standard nursing practice.



STEP 4 AFTER CARE

There is no need to rinse, just allow the patient's skin to air dry.

STEP 5 DISPOSAL

If using a maceratable wipe dispose in your macerator. Otherwise dispose in an appropriate waste bin.



TECHNICAL DETAILS

”

Medipal's skin cleansing wash cloths have been developed to offer the ideal blend of non-woven materials. Designed to offer effective cleaning whilst delivering a gentle, luxurious feel these products are all guaranteed skin-friendly.

CHEMICAL FORMULATION

Medipal Skin Cleansing solution is designed by our in house experts who have carefully blended gentle skin friendly cleansers in combination with vitamin B5 and vitamin E which help keep skin clean, fresh and nourished. The formulation is maintained at a skin balanced pH and is dermatologically tested.

MATERIALS

Spunlace material is made by mechanically entangling fibres through the application of high pressure water jets. This gives the material a thick, soft and strong feel. The apertured texture gives the wipes a high liquid capacity which makes them suitable for wiping larger surfaces and the drape of the material gives a 'cloth-like' feel.

PRODUCTS WITHIN THIS RANGE

8 SKIN CLEANSING WASH CLOTH, FLOW WRAP



Quantity:

8 per pack
30 packs per case

Product Code:

S658110WPFS